

Summarized Consolidated Financial Statements for the First Half of Fiscal Year 2009

Note: The following figures are rounded off to the nearest one million yen

Consolidated Balance Sheet

(Unit: million yen)

Item	1H FY2009	FY2008
	As of Sep. 30, 2009	As of Mar. 31, 2009
ASSETS		
Current Assets	625,574	688,310
Noncurrent Assets	784,446	752,085
Property, plant & equipment	571,894	543,416
Intangible assets	11,263	12,183
Investment & other assets	201,288	196,485
Total Assets	1,410,020	1,440,395
LIABILITIES		
Current Liabilities	643,718	683,883
Noncurrent Liabilities	414,776	409,063
Total Liabilities	1,058,495	1,092,946
NET ASSETS		
Shareholders' Equity	312,336	312,290
Valuation and Translation Adjustments	18,936	16,142
Minority Interests	20,251	19,015
Total Net Assets	351,525	347,449
Total Liabilities and Net Assets	1,410,020	1,440,395

Consolidated Income Statement

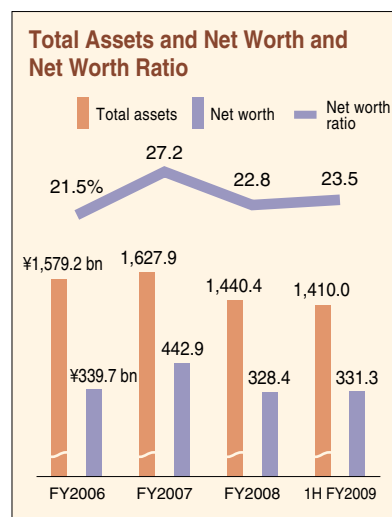
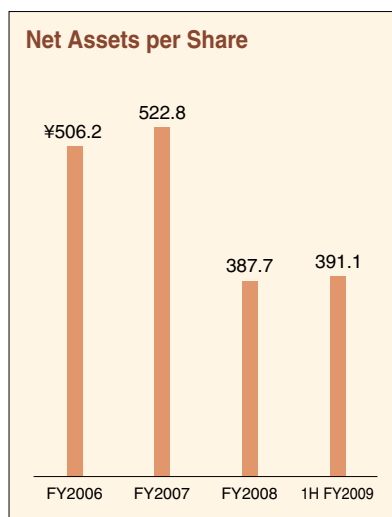
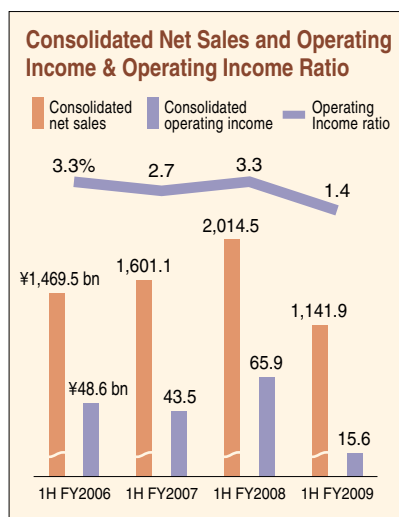
(Unit: million yen)

Item	1H FY2009	1H FY2008
	From April 1, 2009 to September 30, 2009	From April 1, 2008 to September 30, 2008
Net sales	1,141,930	2,014,517
Cost of sales	1,060,199	1,874,488
Selling, general and administrative expenses	66,101	74,160
Operating Income	15,629	65,868
Non-operating income	11,076	8,410
Non-operating expenses	6,361	10,091
Ordinary Income	20,344	64,188
Extraordinary income	262	6,585
Extraordinary losses	5,126	2,002
Income before income taxes and minority interests	15,480	68,770
Income taxes	9,067	36,853
Minority interests in income (loss)	1,237	1,404
Net Income	5,175	30,511

Consolidated Statement of Cash Flows

(Unit: million yen)

Item	1H FY2009	1H FY2008
	From April 1, 2009 to September 30, 2009	From April 1, 2008 to September 30, 2008
Net cash used in operating activities	-40,324	-64,934
Net cash used in investing activities	-54,205	-29,742
Net cash provided by financing activities	12,966	110,182
Effect of exchange rate changes on cash and cash equivalents	1,178	-1,211
Net increase (decrease) in cash and cash equivalents	-80,384	14,294
Cash and cash equivalents at beginning of period	159,919	82,674
Cash and cash equivalents at end of period	79,535	96,968



*Net worth = Net assets - Minority interests